

# Industrial Tank Heaters

**SB, SL Series**  
**With power cord**  
**Weathertight**  
**Single Phase**

1500-4000 Watts

SB Models include high limit thermostats and carry CSA C/US approval



SB Model with power cord no thermostat



SB Model with thermostat and power cord



SL Model with power cord no thermostat



SL Model with thermostat and power cord

Engine Displacement	Model Number without Thermostat	Model Number with Thermostat see chart 1	Volts	Watts	Phase	Amps
350 - 500cid 5.7 - 8.2L	SB115100-000	SB1151XX-200	120	1500	1	12.5
	SB115800-000	SB1158XX-200	208	1500	1	7.2
	SB115200-000	SB1152XX-200	240	1500	1	6.3
	SB115700-000	SB1157XX-200	277	1500	1	5.4
500 - 600cid 8.2 - 9.8L	SB120100-000	SB1201XX-200	120	2000	1	16.7
	SB120800-000	SB1208XX-200	208	2000	1	9.6
	SB120200-000	SB1202XX-200	240	2000	1	8.3
600 - 800cid 9.8 - 13.1L	SB122100-000	SB1221XX-200	120	2250	1	18.8
	SB125800-000	SB1258XX-200	208	2500	1	12.0
	SB125200-000	SB1252XX-200	240	2500	1	10.4
	SB125700-000	SB1257XX-200	277	2500	1	9.0
800 - 1000cid 13.1 - 16.4L	SL130800-100	SL1308XX-200	208	3000	1	14.4
	SL130200-100	SL1302XX-200	240	3000	1	12.5
	SL130700-100	SL1307XX-200	277	3000	1	10.8
1000 - 1350cid 16.4 - 22.1L	SL140800-100	SL1408XX-200	208	4000	1	19.2
	SL140200-100	SL1402XX-200	240	4000	1	16.7
	SL140700-100	SL1407XX-200	277	4000	1	14.4

All 208v, 277v and 3000w/120v models come with cord only - no plug.

## SB Model

### CHART 1

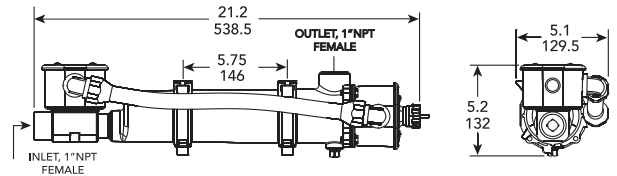
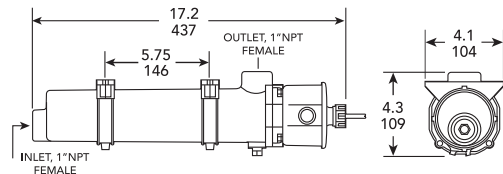
#### Heaters with Thermostats

To specify temperature range of thermostat, insert numerical code from chart in place of the XX in model number.

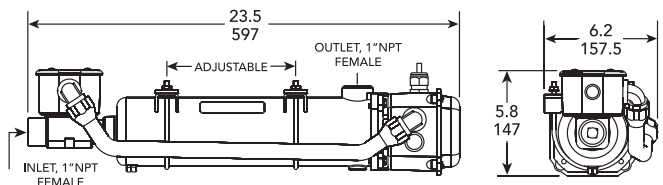
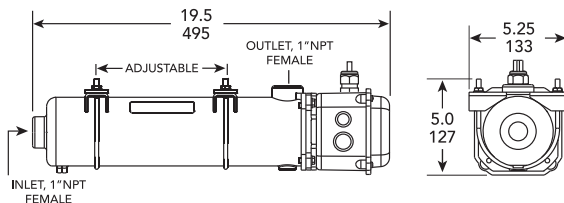
#### Example:

Desired Temp. Range: 100° - 120°F  
 Model Number: SB1151XX-200  
 Order as: SB115110-200

Temperature Range		Numerical Code
ON	OFF	
80°F (27C)	100°F (38C)	08
100°F (38C)	120°F (49C)	10
120°F (49C)	140°F (60C)	12
Adjustable 90° - 130°F (32° - 54°C)		A3



## SL Model



## Replacement Parts

For tank-style heaters  
SB, SL Series

Model Number without Thermostat	Model Number with Thermostat see chart 2	Replacement Parts						Mounting Brackets
		Element	Tank	Box	Power Cord	Element O-ring		
SB115100-000	SB1151XX-200	RESB1151	RTB	RTBSB	RHB-1-15	TMM-OR	RTMMB	
SB115800-000	SB1158XX-200	RESB1158	RTB	RTBSB	RHB-WOP	TMM-OR	RTMMB	
SB115200-000	SB1152XX-200	RESB1152	RTB	RTBSB	RHB-2-15	TMM-OR	RTMMB	
SB115700-000	SB1157XX-200	RESB1157	RTB	RTBSB	RHB-WOP	TMM-OR	RTMMB	
SB120100-000	SB1201XX-200	RESB1201	RTB	RTBSB	RHB-1-20	TMM-OR	RTMMB	
SB120800-000	SB1208XX-200	RESB1208	RTB	RTBSB	RHB-WOP	TMM-OR	RTMMB	
SB120200-000	SB1202XX-200	RESB1202	RTB	RTBSB	RHB-2-15	TMM-OR	RTMMB	
SB122100-000	SB1221XX-200	RESB1221	RTB	RTBSB	RHB-1-20	TMM-OR	RTMMB	
SB125800-000	SB1258XX-200	RECB1258	RTB	RTBSB	RHB-WOP	TMM-OR	RTMMB	
SB125200-000	SB1252XX-200	RECB1252	RTB	RTBSB	RHB-2-15	TMM-OR	RTMMB	
SB125700-000	SB1257XX-200	RECB1257	RTB	RTBSB	RHB-WOP	TMM-OR	RTMMB	
SL130800-100	SL1308XX-200	RESL1308-100	RTL	RTBCL-100	RHL-WOP	TML-OR	FK7	
SL130200-100	SL1302XX-200	RESL1302-100	RTL	RTBCL-100	RHL-2-15	TML-OR	FK7	
SL130700-100	SL1307XX-200	RESL1307-100	RTL	RTBCL-100	RHL-WOP	TML-OR	FK7	
SL140800-100	SL1408XX-200	RESL1408-100	RTL	RTBCL-100	RHL-WOL	TML-OR	FK7	
SL140200-100	SL1402XX-200	RESL1402-100	RTL	RTBCL-100	RHL-2-20	TML-OR	FK7	
SL140700-100	SL1407XX-200	RESL1407-100	RTL	RTBCL-100	RHL-WOP	TML-OR	FK7	

**Common Replacement Parts**  
available on all listed heaters

High Limit Control	Check Valve
HLC-165	RV-M

### CHART 2

**Heaters with Thermostats**

Temperature Range		Sensing Unit
ON	OFF	
80°F (27C)	100°F (38C)	FSU8
100°F (38C)	120°F (49C)	FSU10
120°F (49C)	140°F (60C)	FSU12
Adjustable 90° - 130°F (32°C - 54°C)		FSU90-130

**Example:**

Model Number: SB115110-200  
T-Stat Replacement: FSU10

### ADAPTER FITTINGS

For the use of .75" or 1" ID heater hose, hose barb adapters are available. See below.

HB-1	1" NPT to 1" hose barb adapter. Installs in 1" NPT female inlet or outlet of the heater.
HB-3/4	1" NPT to .75" hose barb adapter. Installs in 1" NPT female inlet or outlet of the heater.

