

Weathertight Industrial Immersion Heaters

2" NPT Thread



NEMA 4

V-Clamp Threadless Design



NEMA 4

Oil Capacity	Fitting Style		Probe Length	Volts	Watts	Amps	Watts/Sq. In.
	2" NPT Thread	V-Clamp Threadless					
SINGLE PHASE							
30 - 45 Gallons	E01011W-15XA-00	E01011W-15XV-00	12" (305 mm)	120	1000	8.3	17.0
	E01081W-15XA-00	E01081W-15XV-00	12" (305 mm)	208	1000	4.8	17.0
	E01021W-15XA-00	E01021W-15XV-00	12" (305 mm)	240	1000	4.2	17.0
113-170L							
45 - 60 Gallons	E01511W-15XA-00	E01511W-15XV-00	12" (305 mm)	120	1500	12.5	17.0
	E01581W-15XA-00	E01581W-15XV-00	12" (305 mm)	208	1500	7.2	17.0
	E01521W-15XA-00	E01521W-15XV-00	12" (305 mm)	240	1500	6.3	17.0
170-227L							
60 - 90 Gallons	E02011W-15XA-00	E02011W-15XV-00	18" (457 mm)	120	2000	16.7	14.0
	E02081W-15XA-00	E02081W-15XV-00	18" (457 mm)	208	2000	9.6	14.0
	E02021W-15XA-00	E02021W-15XV-00	18" (457 mm)	240	2000	8.4	14.0
	E02041W-15XA-00	E02041W-15XV-00	18" (457 mm)	480	2000	4.2	14.0
227-341 L							
THREE PHASE							
30 - 45 Gallons	E01083W-10XA-00	E01083W-10XV-00	12" (305 mm)	208	1000	2.8	11.0
	E01023W-10XA-00	E01023W-10XV-00	12" (305 mm)	240	1000	2.4	11.0
	E01033W-10XA-00	E01033W-10XV-00	12" (305 mm)	380	1000	1.5	11.0
	E01043W-10XA-00	E01043W-10XV-00	12" (305 mm)	480	1000	1.2	11.0
113-170L							
45 - 60 Gallons	E01583W-15XA-00	E01583W-15XV-00	12" (305 mm)	208	1500	4.2	17.0
	E01523W-15XA-00	E01523W-15XV-00	12" (305 mm)	240	1500	3.6	17.0
	E01533W-15XA-00	E01533W-15XV-00	12" (305 mm)	380	1500	2.3	17.0
	E01543W-15XA-00	E01543W-15XV-00	12" (305 mm)	480	1500	1.8	17.0
170-227L							
60 - 90 Gallons	E02083W-15XA-00	E02083W-15XV-00	18" (457 mm)	208	2000	5.6	14.0
	E02023W-15XA-00	E02023W-15XV-00	18" (457 mm)	240	2000	4.8	14.0
	E02033W-15XA-00	E02033W-15XV-00	18" (457 mm)	380	2000	3.0	14.0
	E02043W-15XA-00	E02043W-15XV-00	18" (457 mm)	480	2000	2.4	14.0
227-341 L							

Heaters with Thermostats

To specify temperature range of thermostat, insert numerical code from chart in place of the **X** in model number.

Example:

Desired Temp. Range: 60° – 80°F

Model Number: E01011W-15XA-00

Order as: E01011W-15**6**A-00

Temperature Range

ON OFF

40°F (4°C)	60°F (16°C)	4
60°F (16°C)	80°F (27°C)	6
80°F (27°C)	100°F (38°C)	8
100°F (38°C)	120°F (49°C)	1

Numerical Code

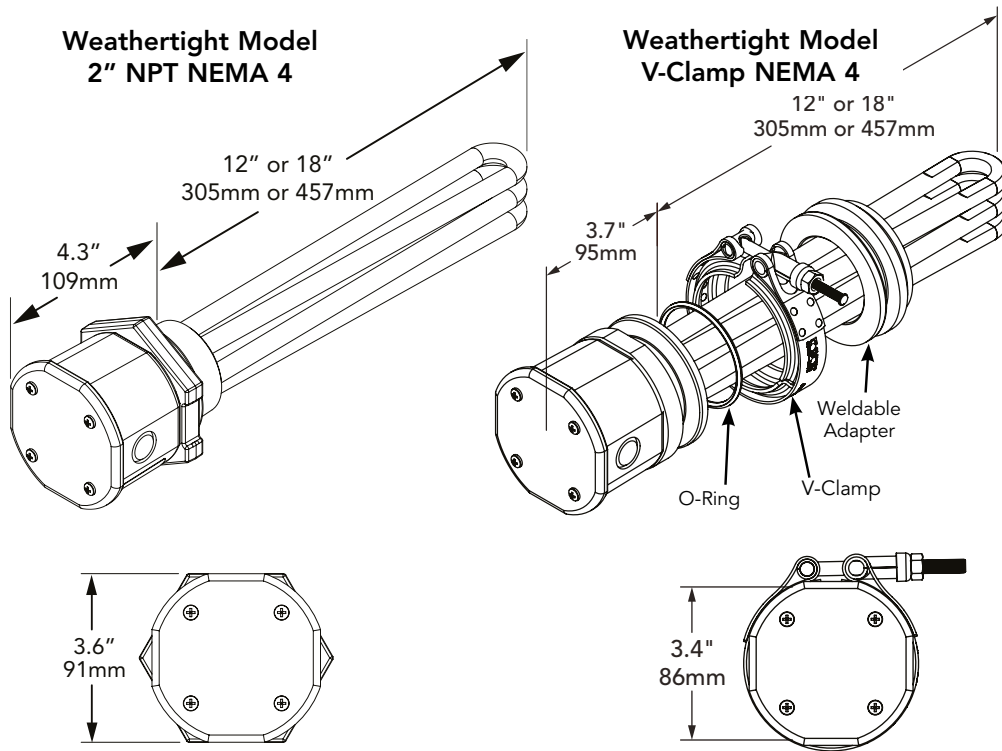
Industrial Immersion Heaters are also available for coolants and other process heating. Call HOTSTART for information on these heating solutions.

Models for larger capacities than shown are available. Call HOTSTART to speak with a sales representative to learn more about weathertight forced circulation oil heating systems.

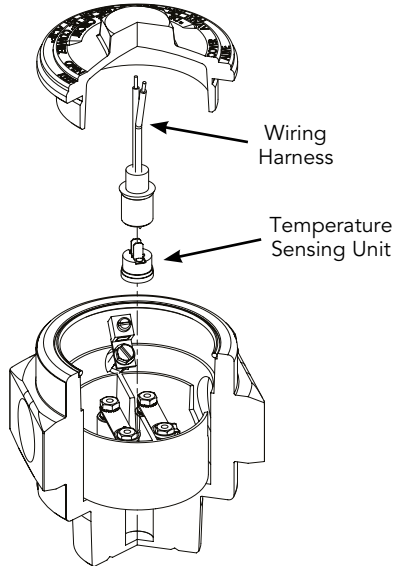
OSM Model



HOTSTART immersion heaters include a fixed-setting, built-in thermostat.



Fixed Thermostat Assembly



TEMPERATURE RANGE		Sensing Unit
ON	OFF	
40°F (4°C)	60°F (16°C)	HLC-4
60°F (16°C)	80°F (27°C)	HLC-6
80°F (27°C)	100°F (38°C)	HLC-8
100°F (38°C)	120°F (49°C)	HLC-10

ELECTRICAL RATING

15 Amps at 120 Vac
 10 Amps at 240 Vac
 10 Amps at 277 Vac

Replacement thermostat assemblies include temperature sensing unit and wiring harness.

Weathertight Industrial Immersion Heaters

Element assembly includes **O-ring** only.

Installation kit sold separately.

V-CLAMP INSTALL KIT

Part Number	Parts Included
VC-SK	Steel weldable adapter V-Clamp O-Ring

NOTES:

On applications where level of fluid is subject to change, a liquid level switch mounted a minimum of 3–4" (76–102mm) above element is recommended. **Liquid level switch is not included with heater.**

All 380 V and 480 V heaters must be used in conjunction with contactor and control transformer.

All three phase models must be used with a contactor. See page 30.

Higher or lower temperature ranges are available. Consult HOTSTART.

Hazardous Location Immersion Heaters

2" NPT Thread



E474204
HEATER FOR USE IN
HAZARDOUS LOCATIONS

Certifications:

Class I Div. 1 Group C & D T3A

Class I Zone 1 Group IIB T3

IECEX UL 18.0071X DEMKO 18 ATEX 1943X Rev. 0

©II 2 G Ex db IIB T3 Gb & Ex db IIB T3 Gb CE 0539

Ambient temp. -40 °C +40 °C IP66 NEMA Type 4

V-Clamp Threadless Design



E474204
HEATER FOR USE IN
HAZARDOUS LOCATIONS

Certifications:

Class I Div. 1 Group C & D T3A

Class I Zone 1 Group IIB T3

IECEX UL 18.0071X DEMKO 18 ATEX 1943X Rev. 0

©II 2 G Ex db IIB T3 Gb & Ex db IIB T3 Gb CE 0539

Ambient temp. -40 °C +40 °C IP66 NEMA Type 4

Oil Capacity	Fitting Style		Probe Length	Volts	Watts	Amps	Watts/Sq. In.
	2" NPT Thread	V-Clamp Threadless					
SINGLE PHASE							
30 - 45 Gallons 113-170L	E01011E-15XA-00	E01011E-15XV-00	12" (305 mm)	120	1000	8.3	17.0
	E01081E-15XA-00	E01081E-15XV-00	12" (305 mm)	208	1000	4.8	17.0
	E01021E-15XA-00	E01021E-15XV-00	12" (305 mm)	240	1000	4.2	17.0
45 - 60 Gallons 170-227L	E01511E-15XA-00	E01511E-15XV-00	12" (305 mm)	120	1500	12.5	17.0
	E01581E-15XA-00	E01581E-15XV-00	12" (305 mm)	208	1500	7.2	17.0
	E01521E-15XA-00	E01521E-15XV-00	12" (305 mm)	240	1500	6.3	17.0
60 - 90 Gallons 227-341L	E02011E-15XA-00	E02011E-15XV-00	18" (457 mm)	120	2000	16.7	14.0
	E02081E-15XA-00	E02081E-15XV-00	18" (457 mm)	208	2000	9.6	14.0
	E02021E-15XA-00	E02021E-15XV-00	18" (457 mm)	240	2000	8.4	14.0
	E02041E-15XA-00	E02041E-15XV-00	18" (457 mm)	480	2000	4.2	14.0
THREE PHASE							
30 - 45 Gallons 113-170L	E01083E-10XA-00	E01083E-10XV-00	12" (305 mm)	208	1000	2.8	11.0
	E01023E-10XA-00	E01023E-10XV-00	12" (305 mm)	240	1000	2.4	11.0
	E01033E-10XA-00	E01033E-10XV-00	12" (305 mm)	380	1000	1.5	11.0
	E01043E-10XA-00	E01043E-10XV-00	12" (305 mm)	480	1000	1.2	11.0
45 - 60 Gallons 170-227L	E01583E-15XA-00	E01583E-15XV-00	12" (305 mm)	208	1500	4.2	17.0
	E01523E-15XA-00	E01523E-15XV-00	12" (305 mm)	240	1500	3.6	17.0
	E01533E-15XA-00	E01533E-15XV-00	12" (305 mm)	380	1500	2.3	17.0
	E01543E-15XA-00	E01543E-15XV-00	12" (305 mm)	480	1500	1.8	17.0
60 - 90 Gallons 227-341L	E02083E-15XA-00	E02083E-15XV-00	18" (457 mm)	208	2000	5.6	14.0
	E02023E-15XA-00	E02023E-15XV-00	18" (457 mm)	240	2000	4.8	14.0
	E02033E-15XA-00	E02033E-15XV-00	18" (457 mm)	380	2000	3.0	14.0
	E02043E-15XA-00	E02043E-15XV-00	18" (457 mm)	480	2000	2.4	14.0

Heaters with Thermostats

To specify temperature range of thermostat, insert numerical code from chart in place of the **X** in model number.

Example:

Desired Temp. Range: 60° – 80°F

Model Number: E01011E-15**XA**-00

Order as: E01011E-15**6A**-00

Temperature Range

ON OFF

40°F (4°C)	60°F (16°C)	4
60°F (16°C)	80°F (27°C)	6
80°F (27°C)	100°F (38°C)	8
100°F (38°C)	120°F (49°C)	1

Numerical Code

Industrial Immersion Heaters are also available for coolants and other process heating. Call HOTSTART for information on these heating solutions.

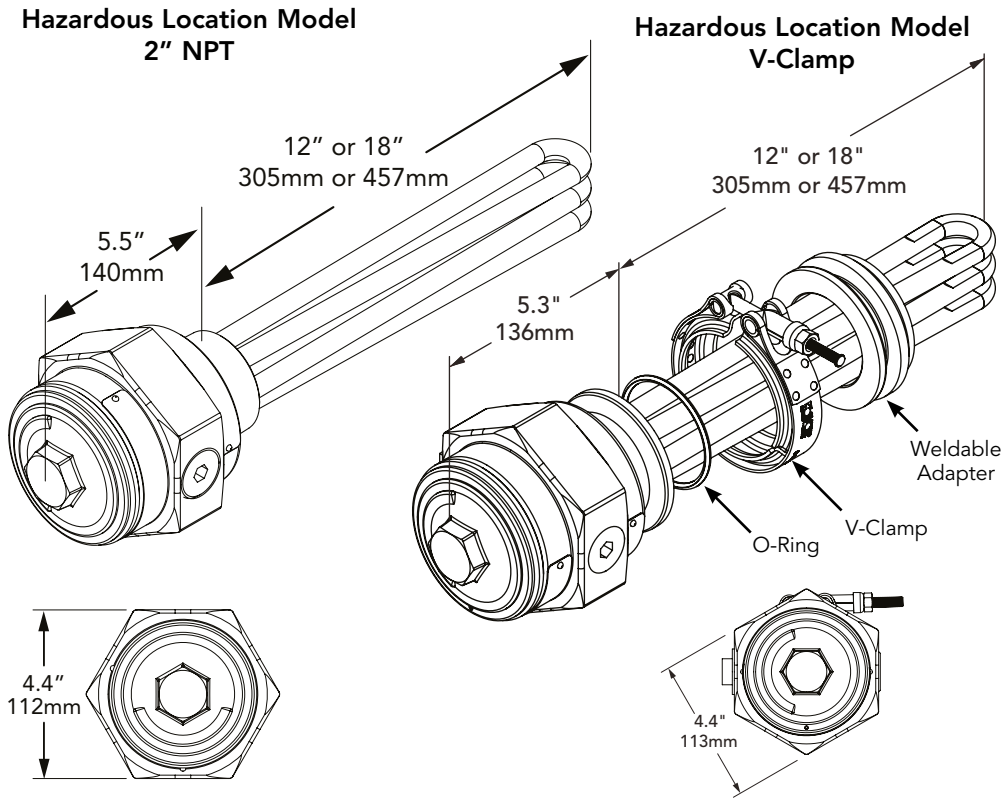
Models for larger capacities than shown are available. Call HOTSTART to speak with a sales representative to learn more about hazardous location forced circulation oil heating systems.

OSE Model



HOTSTART hazardous location immersion heaters are available with built in, fixed thermostat or RTD/Thermocouple.

Hazardous Location Immersion Heaters



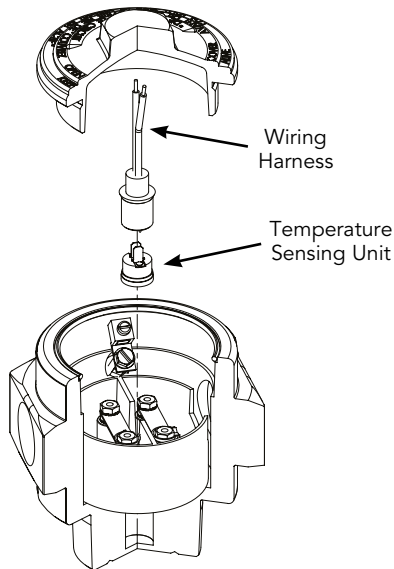
Element assembly includes **O-ring** only.

Installation kit sold separately.

V-CLAMP INSTALL KIT

Part Number	Parts Included
VC-SK	Steel weldable adapter V-Clamp O-Ring

Fixed Thermostat Assembly



TEMPERATURE RANGE		Sensing Unit
ON	OFF	
40°F (4°C)	60°F (16°C)	HLC-4
60°F (16°C)	80°F (27°C)	HLC-6
80°F (27°C)	100°F (38°C)	HLC-8
100°F (38°C)	120°F (49°C)	HLC-10

ELECTRICAL RATING

15 Amps at 120 Vac
10 Amps at 240 Vac
10 Amps at 277 Vac

Replacement thermostat assemblies include temperature sensing unit and wiring harness.

NOTES:

On applications where level of fluid is subject to change, a liquid level switch mounted a minimum of 3–4" (76–102mm) above element is recommended. **Liquid level switch is not included with heater.**

All 380 V and 480 V heaters must be used in conjunction with contactor and control transformer.

All three phase heaters must be used with a contactor. See page 30.

Higher or lower temperature ranges are available. Consult HOTSTART.